



Hamilton Medical consumables

Purchasing user guide



Our consumables. Make the right match

Every consumable is vital

All Hamilton Medical consumables are designed for optimal performance with Hamilton Medical ventilators. To ensure maximum user satisfaction and patient safety, we strive for the highest quality and safety standards.

In-house production

We produce essential consumables in our own production facilities to ensure a high standard of quality and hygiene throughout the whole manufacturing process.

Liability restrictions

Users of Hamilton Medical products should be aware that Hamilton Medical is not liable to the extent that damages or malfunction are causally attributable to the use of third-party products (accessories or consumables).

Hamilton Medical neither tests nor approves third-party accessories and consumables. Hamilton Medical accepts no liability for the function or performance of these accessories and consumables.





All-in-one. With all components and ready to use

We offer [single-use](#) breathing circuit sets with all the necessary components. Simply remove the packaging and the set is ready to use.

They are available for different patient groups in various lengths and assemblies - with or without flow sensor and/or expiratory valve - depending on your requirements and protocols.

The [dual limb circuit sets](#) include all the components you need for neonatal ventilation.

Our [heated breathing circuit sets](#) are intended for active humidification with our HAMILTON-H900 humidifier.

Breathing circuits and components



Breathing circuit sets



Flow sensors



Expiratory valve sets

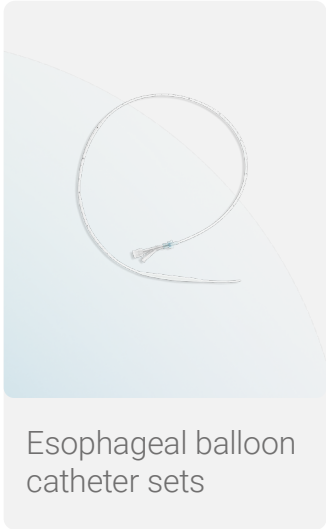

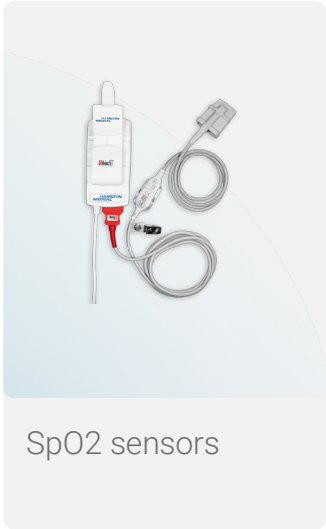


Filters and HMEFs sets

Patient interfaces



Sensors and monitoring



Our e-Catalog

Our e-Catalog is the easiest way to find out which consumables and accessories are available for your device.

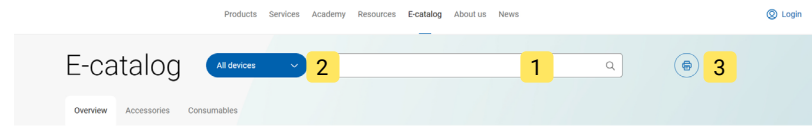
Use the search bar (1) to find the desired article if you know the name of the product or its part number. You can also select the device (2) that matches the respective consumable or accessory you are looking for.

Alternatively, you can click on "View" under Accessories or Consumables to see an overview of these products.

During any step of your refined search, you can save the page overview as a PDF with just one click (3).

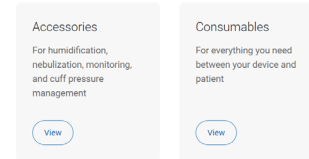
www.hamilton-medical.com/en_US/e-catalog

Purchasing user guide



E-catalog. Explore categories and order items

In the e-catalog, you can order accessories and consumables for your devices.



Select your device. To see all related products

Select your device to see all relevant consumables, accessories, and parts.



[Legal information](#) [Privacy and cookie policy](#) [Imprint](#) [General terms & conditions](#) [Patents](#) [Trademarks](#)



The products shown here are not available for purchase by the general public. The information provided here is intended for healthcare professionals only. Always read the labels and follow the product's instructions for use. Specifications are subject to change without notice. Some features are options. Not all features are available in all markets. All images are used for illustrative purposes only and may not accurately represent the product or its use.

Next: Find the right consumables and accessories

If you know the article name or part number, simply type that in the search bar to access the product (6), otherwise:

1. Select your device from the blue drop-down list
2. Select the Consumables or Accessories tab
3. Choose the respective category of consumables or accessories
4. To refine your search, select and filter by patient group, intended use, and/or the desired product variation(s)
5. Click on "Details" to see all product specifications

The screenshot displays the Hamilton Medical E-catalog interface. At the top, the 'E-catalog' title is visible next to a search bar containing 'HAMILTON C6'. A navigation bar below the search bar includes tabs for 'Overview', 'Accessories', and 'Consumables', with 'Consumables' selected. A secondary navigation bar lists categories: 'All', 'Breathing circuits', 'Flow sensors', 'Expiratory valves', 'Patient interfaces', and 'Esophageal cath'. A left-hand sidebar (labeled '4') contains various filters: 'Breathing circuits type' (All, Coaxial), 'Single limb heated', 'Dual limb heated', 'Pre-assembled', 'Adapters', 'Protection sleeves', 'Dual limb unheated', 'Length' (150 cm, 180 cm, 240 cm, 300 cm, 480 cm), 'Patient groups' (All, Adult, Pediatric, Neonatal), 'Use' (All, Single-use, Reusable, Autoclavable), and 'Age' (All, New, Updated). The main content area shows a grid of product listings. Each listing includes an image of the product, its name, and length. A 'Details' button is present for each item. A yellow box labeled '5' highlights the 'Details' button for the 'Breathing circuit set, coaxial' (260257). A yellow box labeled '6' highlights the search bar at the top right.

Products shown in the grid:

- HAMILTON-BC4010 - Infant single limb breathing set (Length: 165 cm)
- HAMILTON-BC4022 - Adult single limb breathing set (Length: 195 cm)
- Breathing circuit set, dual limb (Length: 300 cm)
- Breathing circuit set, coaxial (Length: 180 cm)
- Breathing circuit set, coaxial (Length: 180 cm)
- Breathing circuit set, coaxial (Length: 240 cm)
- HAMILTON-BC8022-A - Breathing circuit set, heated, dual limb (Length: 150 cm)
- HAMILTON-BC4122 kit (HAMILTON-BC4022 and Disposable Exhalation Port) (Length: 195 cm)
- Breathing circuit set, coaxial (Length: 240 cm)

Product details

This page shows you the most important specifications for the product you chose.

In addition to the product specifications, you can find the product label and IFUs in the document section (1).

With just one click (2), you can share all the product's details by e-mail or by copying the link to your clipboard.

You can return to the view of all products by clicking on "Back to products" (3).

Products Services Academy Resources E-catalog About us News

E-catalog All devices

Overview Accessories Consumables

← Back to products 3



260186
HAMILTON-BC4022 - Adult single limb breathing set

🔗 2

Type of use	ⓧ
Patient groups	♂ ♀ 👶
Packing unit	📦
For ventilator	HAMILTON-C1/T1/C2/C3/C6/G5/S1/H900
Note	Patient inspiratory limb: 188 cm Ventilator inspiratory limb: 60 cm Connections: ID22
GTIN	07630002804189
Shelf life	5 years

Pre-assembled, heated breathing circuit with water chamber, temperature probe, and all-in-one connector. For HAMILTON-H900 only.
For patients over 10 kg.

Documents for the HAMILTON-BC4022 - Adult single limb breathing set



PDF
HAMILTON-BC4022/BC4122 breathing circuit set
single limb instructions for use

en, de, fr, it, es, pt, zh, ja, ru, tr | 1.8 MB | 624673.04

Download

1



Resource center

The resource center is your one-stop destination for all things Hamilton Medical.

With just a few clicks you can access all the documents, videos, articles, e-learning modules, and additional helpful resources related to products, technologies, accessories, consumables, and mechanical ventilation in general.

www.hamilton-medical.com/en_US/Resource-center

1. Select your device from the blue drop-down list
2. Select the category "Product documentation"
3. Click "View" or click on the arrow

If you know the document name or reference number, simply type that in the search bar to access the document (4).

The screenshot shows the Hamilton Medical Resource Center website. At the top, there is a navigation bar with links for Products, Services, Academy, Resources, F-catalog, About us, and News. The main header features the word "Resources" and a search bar with a dropdown menu set to "All devices". A yellow box labeled "1" highlights the search bar, and another yellow box labeled "4" highlights the search icon. Below the search bar, a navigation menu includes "Overview", "Product documentation", "Evidence", "Application", "Troubleshooting", "Basics of ventilation", and "Technical support". A yellow box labeled "2" highlights the "Product documentation" link.

The main content area is titled "Select your product. To see all relevant resources". It features a grid of product images with labels and arrows. The products shown are HAMILTON-C6, HAMILTON-G5/S1, HAMILTON-C3, HAMILTON-T1, HAMILTON-C1, HAMILTON-MR1, HAMILTON-H900, and IntelliCuff. A yellow box labeled "3" highlights the IntelliCuff product, and another yellow box labeled "4" highlights the search bar.

Below the product grid, there is a section titled "Explore. By browsing the categories". It contains four cards: "Product documentation", "Evidence", "Application", and "Basics of ventilation". Each card has a "View" button. A yellow box labeled "3" highlights the "View" button for the "Product documentation" card.

At the bottom of the page, there is a footer with links for "Legal information", "Privacy and cookie policy", "Imprint", "General terms & conditions", "Patents", and "Trademarks". There are also social media icons for Facebook, Twitter, YouTube, LinkedIn, and Instagram. A small disclaimer at the bottom states: "The products shown here are not available for purchase by the general public. The information provided here is intended for healthcare professionals only. Always read the labels and follow the product's instructions for use. Specifications are subject to change without notice. Some features are optional. Not all features are available in all markets. All images are used for illustrative purposes only and may not accurately represent the product or its use." The Hamilton Medical logo and "© Hamilton Medical. All rights reserved." are also present.

Next: Find the right documentation

Once you are in the documentation category, you can see all the available resources.

You can always use our macro-filters on top to look for specific material:

1. To refine your search, you can filter by language, accessories and consumables, technologies, patient groups, topic, age and/or the desired document type
2. Share the document by email or by copying the link to the clipboard
3. Download the desired document
4. Click on "Detail" to see the document's specifications

www.hamilton-medical.com/en_US/Resource-center

The screenshot displays the Hamilton Medical website's 'Resources' section. At the top, navigation links include Products, Services, Academy, Resources, E-catalog, About us, and News. The 'Resources' page features a search bar, a 'All devices' dropdown, and a breadcrumb trail: Overview > Product documentation > Evidence > Application > Troubleshooting > Basics of ventilation > Technical support. A secondary breadcrumb trail reads: All > Brochures > Manuals > Technical specifications > Quick guides > Videos. A left sidebar contains macro-filters: Languages (English), Accessories and consumables (Adaptors and filters), Breathing circuits, CO2 measurement, Esophageal catheters, Expiratory valve sets, Flow sensors, High flow interfaces, nCPAP (Nebulizers), NIV masks, Oxygen sensors, SpO2 measurement, and Spare parts. A yellow '1' highlights the 'Languages' filter. The main content area shows a grid of document cards. The first card is titled 'Document' with a 'Filter overview' section. A yellow '2' highlights the 'Download' button, a yellow '3' highlights the 'Detail' button, and a yellow '4' highlights the 'Detail' button. Subsequent cards include 'Endoscopy adapter instructions for use', 'HAMILTON C2/C3 ad ped circuit adapter instructions for use', 'HAMILTON-C2/C3 neo circuit adapter instructions of use', 'Device end filters. Purchasing guide', and 'Patient-end passive humidifiers. Purchasing guide'.

Document details

On this page, you will find the product number, date of the last update, language, size, format and revision number (5).

With just one click, you can share the page (6) by email or by copying the link to your clipboard. You can also download the file (7).

You can return to the view of all products by clicking on "Back" (8).


The screenshot shows a web interface for document details. At the top, there is a navigation bar with links for Products, Services, Academy, Resources, E-catalog, About us, and News. Below this is a large 'Resources' header with a search bar and a dropdown menu set to 'All devices'. A secondary navigation bar includes 'Overview', 'Product documentation' (which is active), 'Evidence', 'Application', 'Troubleshooting', 'Basics of ventilation', and 'Technical support'. The main content area features a 'Back' button (8) and a thumbnail of the 'HAMILTON-G5' brochure. To the right of the thumbnail are icons for sharing (6) and downloading (7). Below these is a table with document metadata.

Document		
HAMILTON-G5 brochure		
6	Download	7
5	Source	@ Public
	PN	689249.05
	Last update	27.10.2021
	Language	English
	Size	785.55 KB
	Format	PDF
	Description	Revision 05:


To fit your consumables strategy

You can choose between patient groups, type of use, and packing unit, depending on your institution's policy.

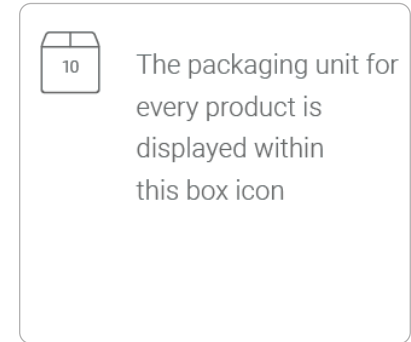
Patient groups




Type of use



Packing unit







For more information:
www.hamilton-medical.com



Hamilton Medical, Inc.

4655 Aircenter Circle, Reno, NV 89502, USA

+1 800 426 6331

info@hamilton-medical.com

www.hamilton-medical.com

ELO20230205N.00

The products shown here are not available for purchase by the general public. The information provided here is intended for healthcare professionals only. Always read the labels and follow the product's instructions for use. Specifications are subject to change without notice. Some features are options. Not all features are available in all markets. All images are used for illustrative purposes only and may not accurately represent the product or its use. For all proprietary trademarks (®) and third-party trademarks used by Hamilton Medical AG see www.hamilton-medical.com/trademarks. ©2023 Hamilton Medical AG. All rights reserved.

Purchasing user guide