



Hamilton Medical consumables

Purchasing user guide



Our consumables. Make the right match

Every consumable is vital

All Hamilton Medical consumables are designed for optimal performance with Hamilton Medical ventilators. To ensure maximum user satisfaction and patient safety, we strive for the highest quality and safety standards.

In-house production

We produce essential consumables in our own production facilities to ensure a high standard of quality and hygiene throughout the whole manufacturing process.

Liability restrictions

Users of Hamilton Medical products should be aware that Hamilton Medical is not liable to the extent that damages or malfunction are causally attributable to the use of third-party products (accessories or consumables).

Hamilton Medical neither tests nor approves third-party accessories and consumables. Hamilton Medical accepts no liability for the function or performance of these accessories and consumables.





All-in-one. With all components and ready to use

We offer [single-use](#) breathing circuit sets with all the necessary components. Simply remove the packaging and the set is ready to use.

They are available for different patient groups in various lengths and assemblies - with or without flow sensor and/or expiratory valve - depending on your requirements and protocols.

The [dual limb circuit sets](#) include all the components you need for neonatal ventilation.

Our [heated breathing circuit sets](#) are intended for active humidification with our HAMILTON-H900 humidifier.

Breathing circuits and components



Breathing circuit sets



Flow sensors



Expiratory valve sets



Filters and HMEFs

Patient interfaces



NIV masks



In2Flow® interfaces



Nuflow® nasal
cannulas



nCPAP interfaces

Sensors and monitoring



SpO2 sensors



CO2 sensors



Oxygen sensors



Esophageal balloon catheter sets

Our e-Catalog

Our e-Catalog is the easiest way to find out which consumables and accessories are available for your device.

Use the search bar (1) to find the desired article if you know the name of the product or its part number. You can also select the device (2) that matches the respective consumable or accessory you are looking for.

Alternatively, you can click on "View" under Accessories or Consumables to see an overview of these products.

During any step of your refined search, you can save the page overview as a PDF with just one click (3).

www.hamilton-medical.com/e-catalog

Purchasing user guide



E-catalog. Explore categories and order items

In the e-catalog, you can order accessories and consumables for your devices.

Accessories

For humidification, nebulization, monitoring, and cuff pressure management

View

Consumables

For everything you need between your device and patient

View

Select your device. To see all related products

Select your device to see all relevant consumables, accessories, and parts.



[Legal information](#) [Privacy and cookie policy](#) [Imprint](#) [General terms & conditions](#) [Patents](#) [Trademarks](#)



The products shown here are not available for purchase by the general public. The information provided here is intended for healthcare professionals only. Always read the labels and follow the product's instructions for use. Specifications are subject to change without notice. Some features are options. Not all features are available in all markets. All images are used for illustrative purposes only and may not accurately represent the product or its use.

Next: Find the right consumables and accessories

If you know the article name or part number, simply type that in the search bar to access the product (6), otherwise:

1. Select your device from the blue drop-down list
2. Select the Consumables or Accessories tab
3. Choose the respective category of consumables or accessories
4. To refine your search, select and filter by patient group, intended use, and/or the desired product variation(s)
5. Click on "Details" to see more product specifications

The screenshot displays the Hamilton Medical E-catalog interface. At the top, navigation links for Products, Services, Academy, Resources, and E-catalog are visible. A search bar at the top right contains the text "HAMILTON-C6" and is marked with a yellow '6'. Below the search bar, a navigation menu shows "Overview", "Accessories", and "Consumables", with "Consumables" selected and marked with a yellow '1'. A secondary menu below shows "All", "Breathing circuits", "Flow sensors", "Expiratory valves", "Patient interfaces", and "Esophageal cath", with "Breathing circuits" selected and marked with a yellow '3'. On the left side, a filter panel is shown with a yellow '4' at the top. It includes sections for "Breathing circuits type" (All, Coaxial), "Single limb heated", "Dual limb heated", "Pre-assembled" (Adapters), "Protection sleeves", "Dual limb unheated", "Length" (All, 150 cm, 180 cm, 240 cm, 300 cm, 480 cm), "Patient groups" (All, Adult, Pediatric, Neonatal), "Use" (All, Single-use, Reusable, Autoclavable), and "Age" (All, New, Updated). The main content area displays a grid of product listings, each with an image, a title, and a length. A yellow '5' is placed over the "Details" button of the first product in the second row. The products listed include: HAMILTON-BC4010 - Infant single limb breathing set (Length: 165 cm), HAMILTON-BC4022 - Adult single limb breathing set (Length: 195 cm), Breathing circuit set, dual limb (Length: 300 cm), Breathing circuit set, coaxial (Length: 180 cm), Breathing circuit set, coaxial (Length: 180 cm), Breathing circuit set, coaxial (Length: 240 cm), HAMILTON-BC8022-A - Breathing circuit set, heated, dual limb (Length: 150 cm), HAMILTON-BC4022 and Disposable Exhalation Port (Length: 195 cm), and Breathing circuit set, coaxial (Length: 240 cm).

Product details

This page shows you the most important specifications for the product you chose.

In addition to the product specifications, you can find the product label and IFUs in the document section (1).

With just one click (2), you can share all the product's details by e-mail or by copying the link to your clipboard.

You can return to the view of all products by clicking on "Back to products" (3).



← Back to products **3**



2

260186
HAMILTON-BC4022 - Adult single limb breathing set

Type of use	
Patient groups	
Packing unit	
For ventilator	HAMILTON-C1/T1/C2/C3/C6/G5/S1/H900
Note	Patient inspiratory limb: 188 cm Ventilator inspiratory limb: 60 cm Connections: ID22
GTIN	07630002804189
Shelf life	5 years

Pre-assembled, heated breathing circuit with water chamber, temperature probe, and all-in-one connector. For HAMILTON-H900 only.
For patients over 10 kg.

Documents for the HAMILTON-BC4022 - Adult single limb breathing set

PDF HAMILTON-BC4022/BC4122 breathing circuit set single limb instructions for use en, de, fr, it, es, pt, zh, ja, ru, tr | 1.8 MB | 624673.04 **1** [Download](#)

Resource center

The resource center is your one-stop destination for all things Hamilton Medical.

With just a few clicks you can access all the documents, videos, articles, e-learning modules, and additional helpful resources related to products, technologies, accessories, consumables, and mechanical ventilation in general.

www.hamilton-medical.com/Resource-center

1. Select your device from the blue drop-down list
2. Select the category "Product documentation"
3. Click "View" or click on the arrow

If you know the document name or reference number, simply type that in the search bar to access the document (4).

The screenshot shows the Hamilton Medical Resource Center website. At the top, there are navigation links: Products, Services, Academy, Resources, E-catalog, About us, and News. The main header features the word "Resources" and a search bar with a magnifying glass icon. A yellow box with the number "4" is placed over the search bar. Below the search bar is a horizontal menu with several categories: Overview, Product documentation, Evidence, Application, Troubleshooting, Basics of ventilation, and Technical support. A yellow box with the number "2" is placed over the "Product documentation" category. A blue dropdown menu is open above the "Product documentation" category, showing "All devices" with a downward arrow. A yellow box with the number "1" is placed over this dropdown. Below the menu is a grid of product tiles, each with an image of a device and a name: HAMILTON-C6, HAMILTON-G5/S1, HAMILTON-C3, HAMILTON-T1, HAMILTON C1, HAMILTON MR1, HAMILTON H900, and IntellCuff. A yellow box with the number "3" is placed over the "IntellCuff" tile. Below the grid is a section titled "Explore. By browsing the categories" with four sub-sections: Product documentation, Evidence, Application, and Basics of ventilation. Each sub-section has a "View" button. A yellow box with the number "4" is placed over the "View" button in the "Product documentation" sub-section. At the bottom of the page, there are links for Legal information, Privacy and cookie policy, Imprint, General terms & conditions, Patents, and Trademarks, along with social media icons for Facebook, Twitter, YouTube, LinkedIn, and Instagram.

Select your product. To see all relevant resources

The Resource Center is your one-stop destination for all things Hamilton Medical. With just a few clicks you can access all documents, videos, articles, e-learning modules, and helpful additional resources related to products, technologies, accessories, consumables, and mechanical ventilation.



Explore. By browsing the categories

We have categorized our resources to make it easier for you to explore and find what you are looking for. Don't forget to use the filters on the sidebar to refine your search. The search bar on top is also very powerful, try it!

<p>Product documentation</p> <p>Every document for ventilators, accessories, and consumables can be found here.</p> <p>3 View</p>	<p>Evidence</p> <p>Explore scientific studies, case studies, bibliographies, and whitepapers, and the related discussions surrounding them.</p> <p>View</p>	<p>Application</p> <p>Everything related to the use of devices at the bedside can be found here.</p> <p>View</p>	<p>Basics of ventilation</p> <p>Your starting point to learn about mechanical ventilation and ventilators.</p> <p>View</p>
---	--	---	---

Next: Find the right documentation

Once you are in the documentation category, you can see all the available resources.

You can always use our macro-filters on top to look for specific material:

1. To refine your search, you can filter by language, accessories and consumables, technologies, patient groups, topic, age and/or the desired document type
2. Share the document by email or by copying the link to the clipboard
3. Download the desired document
4. Click on "Details" to see the document's specifications

www.hamilton-medical.com/Resource-center

The screenshot displays the Hamilton Medical Resource Center interface. At the top, navigation links include Products, Services, Academy, Resources, E-catalog, About us, and News. The main heading is "Resources", with a dropdown menu set to "All devices". Below this, a horizontal menu shows categories: Overview, Product documentation (selected), Evidence, Application, Troubleshooting, Basics of ventilation, and Technical. A secondary menu lists document types: All, Brochures, Manuals, Technical specifications, Quick guides, and Videos.

On the left side, a sidebar contains several filter sections:

- Languages:** A dropdown menu currently set to "English", with a yellow "1" next to it.
- Accessories and consumables:** A dropdown menu with "Adapters and filters" selected, marked with a yellow "0".
- Filter categories:** A list of filterable items including Breathing circuits, CO2 measurement, Esophageal catheters, Expiratory valve sets, Flow sensors, High flow interfaces, nCPAP, Nebulizers, NIV masks, Oxygen sensors, SpO2 measurement, and Spare parts.

The main content area displays a list of document cards. Each card includes a document icon, a title, and two buttons: "Download" and "Detail".

- Card 1: Document icon, "Document" title, "Filter overview" subtitle, and buttons "Download", "Detail". A yellow "2" is next to the Download button.
- Card 2: Document icon, "Document" title, "Endoscopy adapter instructions for use" subtitle, and buttons "Download", "Detail". A yellow "3" is next to the Download button.
- Card 3: Document icon, "Document" title, "HAMILTON-C2/C3 ad ped circuit adapter instructions for use" subtitle, and buttons "Download", "Detail". A yellow "4" is next to the Download button.
- Card 4: Document icon, "Document" title, "HAMILTON-C2/C3 neo circuit adapter instructions of use" subtitle, and buttons "Download", "Detail".
- Card 5: Document icon, "Document" title, "Device end filters. Purchasing guide" subtitle, and buttons "Download", "Detail".
- Card 6: Document icon, "Document" title, "Patient-end passive humidifiers. Purchasing guide" subtitle, and buttons "Download", "Detail".

Document details

On this page, you will find the product number, date of the last update, language, size, format and revision number (5).

With just one click, you can share the page (6) by email or by copying the link to your clipboard. You can also download the file (7).

You can return to the view of all products by clicking on "Back to products" (8).

The screenshot shows the 'Resources' section of a website. The main heading is 'Resources' with a dropdown menu set to 'All devices'. Below the heading is a navigation menu with tabs: Overview, Product documentation (selected), Evidence, Application, Troubleshooting, Basics of ventilation, and Technical support. A search bar is located to the right of the navigation menu.

Below the navigation menu, there is a 'Back' button (labeled 8) and a yellow badge with the number 8. The main content area features a product image of the HAMILTON-G5 ventilator (labeled 5) with the text 'HAMILTON-G5 The modular high-end ventilation solution' and the HAMILTON logo.










To the right of the product image, there is a 'Document' icon and the title 'HAMILTON-G5 brochure'. Below the title, there is a share icon (labeled 6) and a 'Download' button (labeled 7). A yellow badge with the number 5 is positioned to the left of the metadata table.

Source	Public
PN	689249.05
Last update	27.10.2021
Language	English
Size	785.55 KB
Format	PDF
Description	Revision 05.




To fit your consumables strategy

You can choose between patient groups, type of use, and packing unit, depending on your institution's policy.


Patient groups

			Adults
			Pediatric
			Neonates

Type of use

	Single-use
	Reusable
	Autoclavable

Packing unit

	The packaging unit for every product is displayed within this box icon
---	--



INTELLICUFF

25
mbar

25
mbar

— +

LOCK

DEFLATE HOLD 5/10 MIN

HAMILTON
MEDICAL



For more information:
www.hamilton-medical.com



Manufacturer:

Hamilton Medical AG

Via Crusch 8, 7402 Bonaduz, Switzerland

+41 (0)58 610 10 20

info@hamilton-medical.com

www.hamilton-medical.com

EL020221004N.00

The products shown here are not available for purchase by the general public. The information provided here is intended for healthcare professionals only. Always read the labels and follow the product's instructions for use. Specifications are subject to change without notice. Some features are options. Not all features are available in all markets. All images are used for illustrative purposes only and may not accurately represent the product or its use. For all proprietary trademarks (®) and third-party trademarks used by Hamilton Medical AG see www.hamilton-medical.com/trademarks. ©2023 Hamilton Medical AG. All rights reserved.

Purchasing user guide