

IntelliSync+

Keeping an eye on patient-ventilator synchrony

Significant patient-ventilator asynchronies occur in more than 25% of all mechanically ventilated patients¹, and are associated with increased work of breathing², prolonged ventilation time¹, and higher mortality³.

The well-trained eye of a ventilation expert is capable of detecting asynchronies by analyzing the waveform shapes of either the flow or the pressure waveforms. However, the expert cannot always be at the bedside, and the patient condition can change from breath to breath.

That is where IntelliSync+ takes over. This new technology mimics the expert's eye to identify signs of patient effort (trigger) or relaxation (cycling), thus replacing conventional trigger settings for inspiration and expiration.

1 Thille AW, Intensive Care Med. 2006 | 2 Tassaux D, Am J Respir Crit Care Med. 2005 | 3 Blanch L, Intensive Care Med. 2015

Current practice of fixed trigger settings for inspiration and expiration

In current practice (Fig. 5), the inspiratory trigger is set at a fixed positive flow or negative pressure. The initiation of expiration (cycling) occurs when the flow drops below a user-defined percentage of the maximum flow of the breath (expiratory trigger sensitivity – ETS).

Such fixed settings have severe limitations because constantly changing patient condition and leaks are not taken into account. Inspiratory efforts can occur during negative flow and remain undetected by conventional triggers, resulting in delayed triggered breaths, delayed cycling or missed inspiratory efforts.

Detection of patient-ventilator asynchronies

The analysis of flow waveforms (Fig.1-4) is a valuable tool for clinicians to identify the asynchronies in patient-ventilator interaction.^{4,5} However, the expert can only adjust the triggers based on the previous breath and cannot be at the bedside 24/7. Real-time optimization is impossible to achieve with this method.

4 Georgopoulos D., Intensive Care Med. 2006. | 5 Mojoli F., Intensive Care Med. 2016

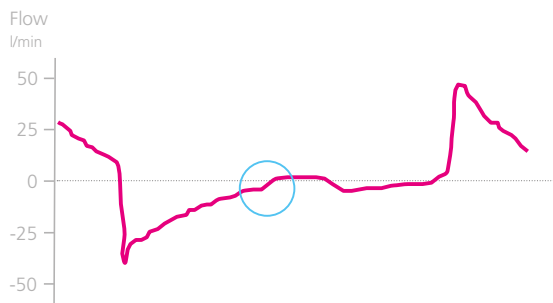


Fig. 1: Ineffective effort

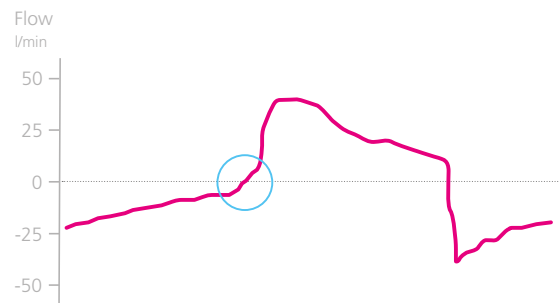


Fig. 2: Delayed trigger

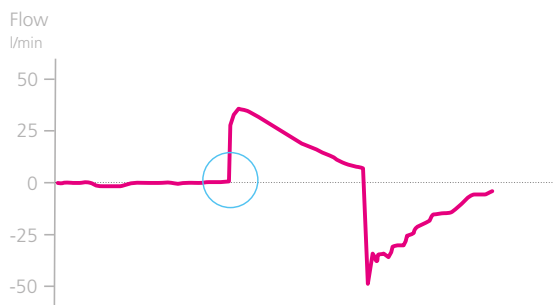


Fig. 3: Auto trigger




Fig. 4: Delayed cycling

Continuous, real-time patient-ventilator synchronization

The new IntelliSync+ technology mimics the expert's eye by continuously analyzing waveform shapes at least hundred times per second. This allows IntelliSync+ to detect patient efforts immediately, and to initiate inspiration and expiration in real-time (Fig. 6).

For maximum flexibility, IntelliSync+ can be activated to automate either the inspiratory trigger or the expiratory trigger, or both. Features of IntelliSync+:

- ✓ For invasive or noninvasive ventilation modes
- ✓ During inspiration and expiration
- ✓ Noninvasive method
- ✓ No additional hardware or accessories required

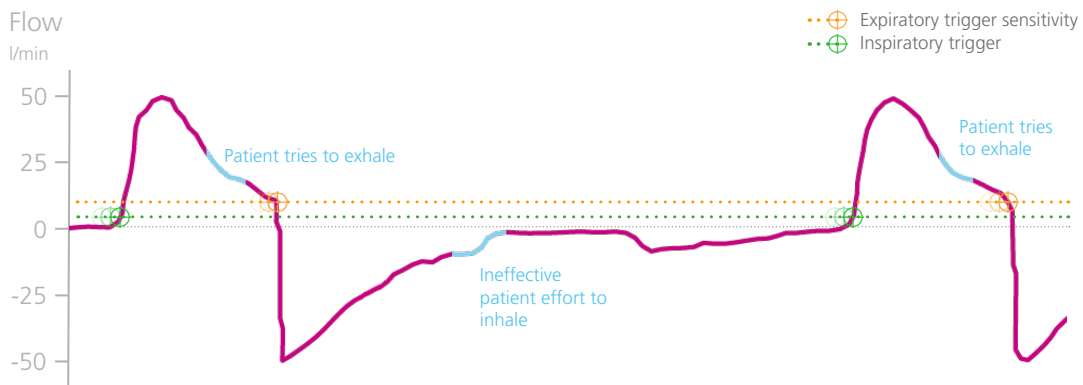


Fig.5: Flow curve with conventional trigger settings

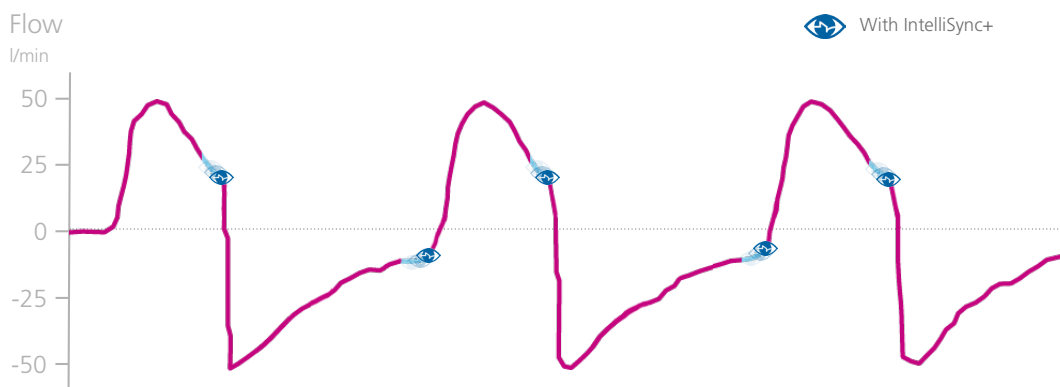


Fig.6: Flow curve with IntelliSync+ activated



Analyzing waveform shapes is a reliable, accurate, and reproducible method for assessing patient-ventilator interaction. Automation of this method may allow continuous monitoring of ventilated patients and/or improved breath triggering and cycling.⁶

Prof. Dr. Francesco Mojoli, Consultant Intensivist at ICU I
Fondazione IRCCS Policlinico San Matteo, Pavia (IT)

⁶ Mojoli F, Intensive Care Med. 2016

From the leader in Intelligent Ventilation technologies

Since 1983, Hamilton Medical has been developing Intelligent Ventilation technologies for mechanical ventilation. After the intelligent ventilation modes ASV® – Adaptive Support Ventilation® – and INTELLiVENT®-ASV, IntelliSync+ is yet another tool designed to provide:

- ✓ Improved patient safety and comfort
- ✓ Ease of use
- ✓ Increased efficiency

Availability

IntelliSync+ is currently available as an option for selected Hamilton Medical ventilators.

For more information go to: www.hamilton-medical.com/intellisync+

Manufacturer:

Hamilton Medical AG

Via Crusch 8, 7402 Bonaduz, Switzerland

☎ +41 (0)58 610 10 20

info@hamilton-medical.com

www.hamilton-medical.com

689602.00

Specifications are subject to change without notice. Some features are options. Not all features are available in all markets. INTELLiVENT-ASV is not available in the US. For all proprietary trademarks (®) and third-party trademarks (®) used by Hamilton Medical AG see www.hamilton-medical.com/trademarks. © 2017 Hamilton Medical AG. All rights reserved.

IntelliSync+